

*Escape 21NE*



# ABOUT THE ESCAPE 21NE

**The Escape 21NE is the “new edition” of our 21’ trailer. The Escape 21NE has two floorplans to choose from.** The 21NE F1 has a permanent two-person bed in the rear and a large six-person U-Shaped dinette/two-person bed in the front. The 21NE F2 offers two dinettes that convert to a two-person beds at the front and at the rear of the trailer.

All Escape travel trailers are manufactured with a 100% molded fiberglass body. This allows for a truly lightweight trailer with dry weights starting at 3465 lbs.

The frame is constructed with box steel and a rubber ride torsion axle suspension creating a solid foundation and smooth ride. The interior is professionally finished and offers your choice



of Maple, Contemporary, or nine upgraded cabinetry options. It features large windows, durable high-grade vinyl flooring, and a distinctive insulated vinyl headliner and wall covering for added comfort and style. Every Escape trailer includes a long list of standard features and an extensive options list available for even more personalization. Every trailer also comes with a limited two-year warranty.

The body of the trailer is constructed from top and bottom of fiberglass shells which are bonded together with glass reinforced fiber to create a true one-piece unit.

The roof has a raised dome allowing water to run off rather than pooling. This greatly reduces any chance of water penetration while maintaining a strong, long-lasting lightweight trailer.

The Escape’s aerodynamic and lightweight design eliminates the need to invest in a large towing vehicle in contrast to a conventional RV trailer. Most minivans and SUV’s are

capable of towing smaller Escape trailers without a noticeable increase in gas consumption helping to keep the investment for travel to a minimum.

Our customers are pleased that Escape trailers offer abundant interior storage space, especially in the large overhead cabinets. Light-colored hygienic wall coverings and large windows throughout each unit creates the feel of a more roomy, bright space.

The Escape utilizes real wood for the cabinet doors along with plywood for tables, countertops, and floor. The Escape 21NE is a perfect blend of high-quality, design and function both inside and out.









# E21NE BASE FEATURES

## CHASSIS

- x2 3500 lb Torsion Rubber Ride Suspension
- Safety Chains & Ride Suspension Break-Away Switch
- 4 Balanced 15" Radial Tires & Steel Rims (8 ply)\*
- Full Size Spare Tire with Cover
- Electric Brakes
- EZ-Lube Axles
- Front & Rear Stabilizer Jacks

## EXTERIOR

- Manual Awning\*
- Thermal Double-Glazed Framed Windows with Screens\*
- Frameless Split Opening Rear Window
- Dual 20 lb. OPD Propane Tank with Auto Change Regulator & Cover
- Propane Quick Connect
- Sewer Hose & Storage Compartment
- Winterizing T-Valve
- LED Exterior Porch Lights\*
- Exterior Bubble Levels
- Exterior Access Hatch\*
- Exterior Grab Handle
- Single Entry Step\*
- Mud Flaps
- 2" Bike Rack Receiver (150 lb Capacity)

- Sand Pads

## INTERIOR

- 12,000 BTU Furnace
- Two-way Hot Water Tank (Propane & 120V)
- 2 Roof Vents (Front vent is a Maxx Fan)
- 7 cu.ft. Fridge\*
- 2 Burner Flush Mount Stainless Steel Cooktop with Glass Cover\*
- Stainless Steel Sink, Faucet & Formica Sink Cover\*
- Power Range Hood Vent with Light
- 12V Demand Water System
- Custom Maple, or Contemporary Interior\*
- Formica Counter & Tabletops – 5 choices\*
- High Grade Rolled Vinyl Flooring – 5 choices\*
- Fabric for seats and cushions – 6 choices\*
- Microwave Ready Cabinet\*
- Wrap Around Overhead Compartments
- Under Seat Storage
- Opening Window Over Kitchen Sink
- Screen Door
- Draw Down Window Shades with Valances
- 4" High Density Cushions
- 8" Plush Mattress
- Power Bathroom Vent
- Fiberglass Enclosed Bathroom w/Shower
- Recessed Mirrored Medicine Cabinet
- Monitor Panel with Holding Tank Level Indicator & Battery Strength Indicator\*

## ELECTRICAL

- 55 Amp Converter/Battery Charger
- AGM Sealed Lead-Acid Battery (220Ah)\*
- 25'-30 Amp Power Cord\*
- 120V Interior Outlets\*
- Battery Isolator Switch
- 120V Exterior Outlet
- 12V/USB Interior Outlet\*
- LED Interior & Exterior Lighting
- Removable Power Cord
- Electrical Management System with Surge Protector

## SAFETY/FIRE

- Carbon Monoxide/Smoke Detector
- Fire Extinguisher
- Oversized Emergency Exit Window (bug screen not included)
- Propane Detector
- Rear Upper Brake/Signal Lights
- Propane Detector



**\* ITEM AVAILABLE FOR OPTIONAL UPGRADE**



# E21NE OPTIONS

## OFF GRID POWER

- Lithium Ion Batteries (100Ah)
- Inverter 1500W (Includes transfer switch and all outlets)
- 200W Solar Panel with Charge Controller
- Additional 200W Solar Panel
- Pre Wire for Solar with Roof Mount MC4 Connector (not required if solar panel option selected)
- Solar Port wired to Charge Controller

## Victron Energy Power Package Includes:

- 3000VA Multiplus Inverter Charger with remote switch, 100/50 Smart Solar MPPT Controller
- Smart Shunt Battery Monitor, Touchscreen Display
- DC to DC Smart Charger
- Two or Three 200W Solar Panels with Charge Controller
- 85 Amp Power Converter
- 30 Amp AC Distribution Panel
- 2 or 4 Lithium Ion Batteries\*

## COMFORT

- Air Conditioner with Bluetooth Compatibility (Coleman Mach 10 13,500 BTU)
- Air Conditioner/Heat Pump (Houghton 13,500 BTU)
- Springfield Marine Pedestal for Dinette Table
- Wireless Back-Up Camera (display monitor wired with 12V plug)
- LED Captain's Reading Lights
- 2nd Maxx Fan

## KITCHEN

- ENO 3 Burner Cooktop
- Oven w/ FLUSH MOUNT 3-burner cooktop (bi-fold glass cover & stainless steel range hood)
- Induction Cooktop
- Elkay Quartz Luxe Sink
- Microwave
- Convection Microwave Oven
- Upgrade to 6.2 cu.ft.

Compressor Fridge (with or without vents)

## BATHROOM

- Composting Toilet with or without Black Tank, Piping, Black Tank Vent Stack and Water Linet

## EXTERIOR

- Body Lift Kit
- Lippert Solid Double Entry Step (replaces standard single step)
- Exterior Shower (Driver and/or Passenger Side)
- Aluminum Rim Package (Includes 5 tires and rims)
- Power Awning with LED Light Strip
- LED Awning Light Strip for Manual Awning
- Power Tongue Jack
- Spray Foam Insulation for Under Trailer with or without 2 × 12V Heat Pads
- Storage Box (Front of Trailer)
- Exterior 12V/USB Outlet
- Exterior Access Hatch
- Additional Exterior LED Light
- Master Switch Exterior LED Light Package

## INTERIOR

- Additional 12V/USB & 120V Interior Outlets
- Additional Counter Extensions
- Retractable Wall Hooks (3 hooks per set)
- Modify Walls to be Reinforced
- Additional Cabinet Door under bed beside

- Bathroom Door
- Convert U-Shaped Dinette to Bench Seats
- Shelves in Wardrobe Closet

## AUDIO/TV

- Stereo with Four Speakers (Bluetooth/FM/AM/CD/ DVD/USB)
- TV/Cable Ready with 120V Outlet (does not include TV)
- TV Antenna (includes TV/ Cable Ready with 120V - does not include TV)

## WINDOWS

- Acrylic Windows
- Acrylic Window Bathroom
- Framed Window Bathroom





# PERSONALIZE YOUR ESCAPE

## STANDARD LEGACY DECALS

Choose from 19 colours:



Apricot



Battleship Gray



Burgundy



Gloss Black



Majestic Blue



Olympic Blue



Red



Royal Blue



Silver



Dark Gray



Dark Red



Forest Green



Pewter



Purple



Real Teal



Slate Gray



Tangerine



Vivid Blue



Yellow Green

## BAND DECALS

Choose from 10 styles – or create your own!



Blue Forest




Brown Forest + Animals



Gray Forest




Green Forest



Green Northern Lights



Green Forest + Animals



Northern Lights



Ocean



Red Forest + Animals



Red Forest



Orca (Custom)

## Shell Colours

Choose from 2500+ RAL colours. Full, top half, bottom half or mix and match:





At Escape Trailer, you're not just buying a trailer — you're building your trailer. Every step, from design to delivery, is all about you. With thousands of personalization choices and unlimited combinations, you won't find cookie-cutter trailers like you do at traditional dealerships — you'll find something that's made to match you. Built for your taste. Built for your journey. At Escape, we build trailers that are just as unique as **YOU**.

## STANDARD CABINETRY



Snow White  
(Contemporary)



Maple

**Please note:** All cabinet options come with clear frosted acrylic inserts for the upper cabinet doors.

## CABINETRY OPTIONS

Choose 9 styles:



Arcitic Gray



Beach Glass



Celadon Green



Graphite Gray



Lakeside Blue



Willow Gray



Marine Green



Mystic Blue



Peal gray

## STANDARD FABRIC CHOICES

Choose from our selection of six standard fabric choices or supply a custom fabric from your own source.



Claro Alabaster




Chinchilla



Claro Ash



Heavenly Olive



Monroe Steel



Summit Ash

## STANDARD COUNTERTOP CHOICES

Choose from our five standard countertops or choose from a range of Formica laminate options as well.



Earth Wash



Flax Gauze



Mineral Jet



Planked Coffee Oak



Ice Onyx

## STANDARD FLOORING CHOICES

Choose your high-grade vinyl flooring from our five standard choices or make an optional choice.



Coral Bay



Havana Tobacco



Shadow Grey



Hickory Tile



Roca

All sample swatches shown are for illustration purposes only. Actual product may vary.



# Escape 21NE



## Specs

Exterior Length (add 6" for spare tire)	21'4"
Top of Open Maxx Fan	8'10"
Exterior Width	7'4"
Interior Height	6'3"
Interior Length	17'4"
Freshwater Cap.	28 gallon
Blackwater Cap.	13.2 gallon
Greywater Cap.	28 gallon
Propane Gas Cap.	2 x 20 lbs
Hitch Weight (prior to adding options)	366 lbs
Axle Weight	3500 lbs
Total Dry Weight (prior to adding options)	3465 lbs
GVWR	5000 lbs
Ball Height	19" when loaded

Escape 21NE  
F1

REAR

Escape 21NE  
F2



FRONT

## HIGHLIGHTS INCLUDE



**21'4" TRAVEL TRAILER**  
21'4" L x 7'4" W x 8'10" H



**3465 LBS**  
Dry Weight



**5000 LBS**  
GVWR



**4 PEOPLE**  
Sleeping Capacity

### Notes:

This image shows a single sheet of white paper with horizontal ruling lines. The lines are evenly spaced and run across the width of the page. There are no margins, text, or other markings on the paper.[illegible]





Proudly Built in  
British Columbia Canada

Limited 2 Year Warranty  
Manufacturer Direct Pricing  
Superior Quality and Longevity  
Excellent Resale Value  
Industry Leading Personalization

1.855.703.1650  
[escapetrailer.com](http://escapetrailer.com)



@takeyourscape

**ESCAPE CAREFREE**