

Escape 17A



ABOUT THE ESCAPE 17A

The Escape 17A trailer is an ultra-lightweight option for families seeking the perfect camping adventure. Most customers consider this trailer to be the best crossover from tent camping. The Escape 17A is ideal for young families and adventurers with smaller vehicles.

The E17A features no wet bath, allowing for a permanent bed in the front and a four-person dinette in the rear. Escape 17 trailers are highly maneuverable on narrow roads, and their shorter length makes tight turns easy to handle. With a dry weight of only 2290 lbs, it is designed specifically for mid-sized vehicles like SUVs and mid-sized trucks with a minimum towing capacity of only 3500 lbs.

The frame is constructed with box steel and a rubber ride torsion axle suspension, providing



a solid foundation and smooth ride. The interior is professionally finished with a choice of Maple, Contemporary or 9 upgrade options of cabinetry, large windows, high-grade vinyl flooring, and a unique insulated vinyl headliner/wall covering. Every Escape trailer includes a long list of standard features and an extensive options list for personalization, along with a limited two-year warranty.

The body of the trailer is constructed from top and bottom fiberglass shells bonded together with glass reinforced fiber to create a true one-piece unit. The roof has a raised dome allowing water to run off, reducing the chance of water penetration while maintaining a strong, long-lasting

lightweight trailer.

Escape trailers offer abundant interior storage space, especially in the large overhead cabinets. Light-colored hygienic wall coverings and large windows throughout each unit create a more roomy, bright space. They utilize real wood for cabinet doors along with plywood for tables, countertops, and floors. The Escape 17A is the perfect blend of high-quality design and function, both inside and out.





E17A BASE FEATURES

CHASSIS

- 3500 lb Torsion Rubber Ride Suspension
- Safety Chains & Ride Suspension Break-Away Switch
- 2 Balanced 14" Radial Tires & Steel Rims (8 ply)*
- Full Size Spare Tire with Cover
- Electric Brakes
- EZ-Lube Axles
- Front & Rear Stabilizer Jacks

EXTERIOR

- Manual Awning*
- Thermal Double-Glazed Framed Windows with Screens*
- Frameless Split opening rear window
- Front Window with Rock Shield (Non-thermal)
- Dual 20 lb. OPD Propane Tank with Auto Change Regulator & Cover
- Propane Quick Connect
- Sewer Hose & Storage Compartment
- Winterizing T-Valve
- LED Exterior Porch Lights*
- Exterior Bubble Levels
- Exterior Access Hatch*
- Exterior Grab Handle
- Single Entry Step
- Mud Flaps
- 2" Bike Rack Receiver (150 lb Capacity)
- Break-Away Switch
- Sand Pads

INTERIOR

- 12,000 BTU Furnace
- 2 Roof Vents (Front vent is a Maxx Fan)
- 3 cu.ft. Fridge*
- 2 Burner Flush Mount Stainless Steel Cooktop with Glass Cover*
- Stainless Steel Sink, Faucet & Formica Sink Cover
- Power Range Hood Vent with Light
- 12V Demand Water System
- Custom Maple, or Contemporary Interior*
- Formica Counter & Tabletops – 5 choices*
- High Grade Rolled Vinyl Flooring – 5 choices*
- Fabric for seats and cushions – 6 choices*
- 3cu.ft Fridge
- Microwave Ready Cabinet*
- Wrap Around Overhead Compartments
- Under Seat Storage
- Counter Extension Off Sink
- Screen Door
- Draw Down Window Shades with Valances
- 4" High Density Cushions

ELECTRICAL

- 55 Amp Converter/Battery Charger
- AGM Sealed Lead-Acid Batteries 220Ah*
- 25'-30 Amp Power Cord*
- 120V Interior Outlets*
- Battery Isolator Switch
- 120V Exterior Outlet
- 12V/USB Interior Outlet *
- LED Interior & Exterior Lighting
- Removable Power Cord
- Electrical Management System with Surge Protector

SAFETY/FIRE

- Oversized Emergency Exit Window (bug screen not included)
- Fire Extinguisher
- Propane Detector
- Carbon Monoxide/Smoke Detector
- Rear Upper Brake/Signal Lights



* ITEM AVAILABLE FOR OPTIONAL UPGRADE

E17A OPTIONS

OFF GRID POWER

- AGM Sealed lead-acid battery (220Ah)
- Lithium Ion Batteries (100Ah)
- Inverter 1500W (Includes transfer switch and all outlets)
- 200W Solar Panel with Charge Controller
- Pre Wire for Solar with Roof Mount MC4 Connector (not required if solar panel option selected)
- Solar Port wired to Charge Controller

COMFORT

- Air Conditioner with Bluetooth Compatibility (Coleman Mach 10 13,500 BTU)
- Air Conditioner/Heat Pump (Houghton 13,500 BTU)
- Propane Hot Water Tank with Exterior Shower (Driver Side) (E17A only)
- Springfield Marine Pedestal
- Wireless Back-Up Camera (display monitor wired with 12V plug)
- LED Captain's Reading Lights

KITCHEN

- ENO 3 Burner Cooktop
- Microwave (built into cabinet)

EXTERIOR

- Body Lift Kit
- Exterior Shower (Driver Side Only)
- Aluminum Rim Package (Includes 3 tires and rims)
- Power Awning with LED Light Strip
- LED Awning Light Strip for Manual Awning
- Spray Foam Insulation for Under Trailer with or without 2 × 12V Heat Pads
- Exterior 12V/USB Outlet
- Exterior Access Hatch
- Additional Exterior LED Light
- Master Switch Exterior LED Light Package

INTERIOR

- Additional 12V/USB & 120V Interior Outlets
- Additional Counter Extensions
- Retractable Wall Hooks (3 hooks per set)
- Modify Walls to be Reinforced
- Shelves in Wardrobe Closet
- Convert Bench Seat to U-Shaped Dinette
- 9 Additional Cabinetry Options

AUDIO/TV

- Stereo with Two Speakers (Bluetooth/ FM/AM/CD/ DVD/USB)
- TV/Cable Ready with 120V Outlet (does not include TV)
- TV Antenna (includes TV/ Cable Ready with 120V -does not include TV)

WINDOWS

- Acrylic Windows
- Acrylic Window Bathroom/Kitchen
- Framed Window Bathroom/Kitchen
- Window Over 2 Drawer Stack (opening framed or acrylic)



PERSONALIZE YOUR ESCAPE

STANDARD LEGACY DECALS

Choose from 19 colours:



Apricot



Battleship Gray



Burgundy



Gloss Black



Majestic Blue



Olympic Blue



Red



Royal Blue



Silver



Dark Gray



Dark Red



Forest Green



Pewter



Purple



Real Teal



Slate Gray



Tangerine



Vivid Blue



Yellow Green

BAND DECALS

Choose from 10 styles – or create your own!



Blue Forest




Brown Forest + Animals



Gray Forest




Green Forest



Green Northern Lights



Green Forest + Animals



Northern Lights



Ocean



Red Forest + Animals



Red Forest



Orca (Custom)

Shell Colours

Choose from 2500+ RAL colours. Full, top half, bottom half or mix and match:



At Escape Trailer, you're not just buying a trailer — you're building your trailer. Every step, from design to delivery, is all about you. With thousands of personalization choices and unlimited combinations, you won't find cookie-cutter trailers like you do at traditional dealerships — you'll find something that's made to match you. Built for your taste. Built for your journey. At Escape, we build trailers that are just as unique as **YOU**.

STANDARD CABINETRY



Snow White
(Contemporary)



Maple

Please note: All cabinet options come with clear frosted acrylic inserts for the upper cabinet doors.

CABINETRY OPTIONS

Choose 9 styles:



Arcitic Gray



Beach Glass



Celadon Green



Graphite Gray



Lakeside Blue



Willow Gray



Marine Green



Mystic Blue



Peal gray

STANDARD FABRIC CHOICES

Choose from our selection of six standard fabric choices or supply a custom fabric from your own source.



Claro Alabaster




Chinchilla



Claro Ash



Heavenly Olive



Monroe Steel



Summit Ash

STANDARD COUNTERTOP CHOICES

Choose from our five standard countertops or choose from a range of Formica laminate options as well.



Earth Wash



Flax Gauze



Mineral Jet



Planked Coffee Oak



Ice Onyx

STANDARD FLOORING CHOICES

Choose your high-grade vinyl flooring from our five standard choices or make an optional choice.



Coral Bay



Havana Tobacco



Shadow Grey



Hickory Tile



Roca

All sample swatches shown are for illustration purposes only. Actual product may vary.

Escape 17A

REAR



FRONT

Specs

Exterior Length (add 6" for spare tire)	17'8"
Top of Open Maxx Fan	8'6"
Exterior Width	6'8"
Interior Height	6'2"
Interior Length	13'8"
Freshwater Cap.	20 gallon
Greywater Cap.	26 gallon
Propane Gas Cap.	2 x 20 lbs
Hitch Weight (prior to adding options)	296 lbs
Axle Weight	3500 lbs
TotalDry Weight (prior to adding options)	2640 lbs
GVWR	3500 lbs
Ball Height	18" when loaded



HIGHLIGHTS INCLUDE



17'8" TRAVEL TRAILER
17'8" L x 6'8" W x 8'6" H



2290 LBS
Dry Weight



3500 LBS
GVWR



4 PEOPLE
Sleeping Capacity

Notes:

This image shows a single sheet of white paper with horizontal ruling lines. The lines are evenly spaced and run across the width of the page. There are no margins, text, or other markings on the paper.This image shows a single sheet of white paper with horizontal ruling lines. The lines are evenly spaced and run across the width of the page. There are no margins, text, or other markings on the paper.



Proudly Built in
British Columbia Canada

Limited 2 Year Warranty
Manufacturer Direct Pricing
Superior Quality and Longevity
Excellent Resale Value
Industry Leading Personalization

1.855.703.1650
escapetrailer.com



@takeyourescape

ESCAPE CAREFREE